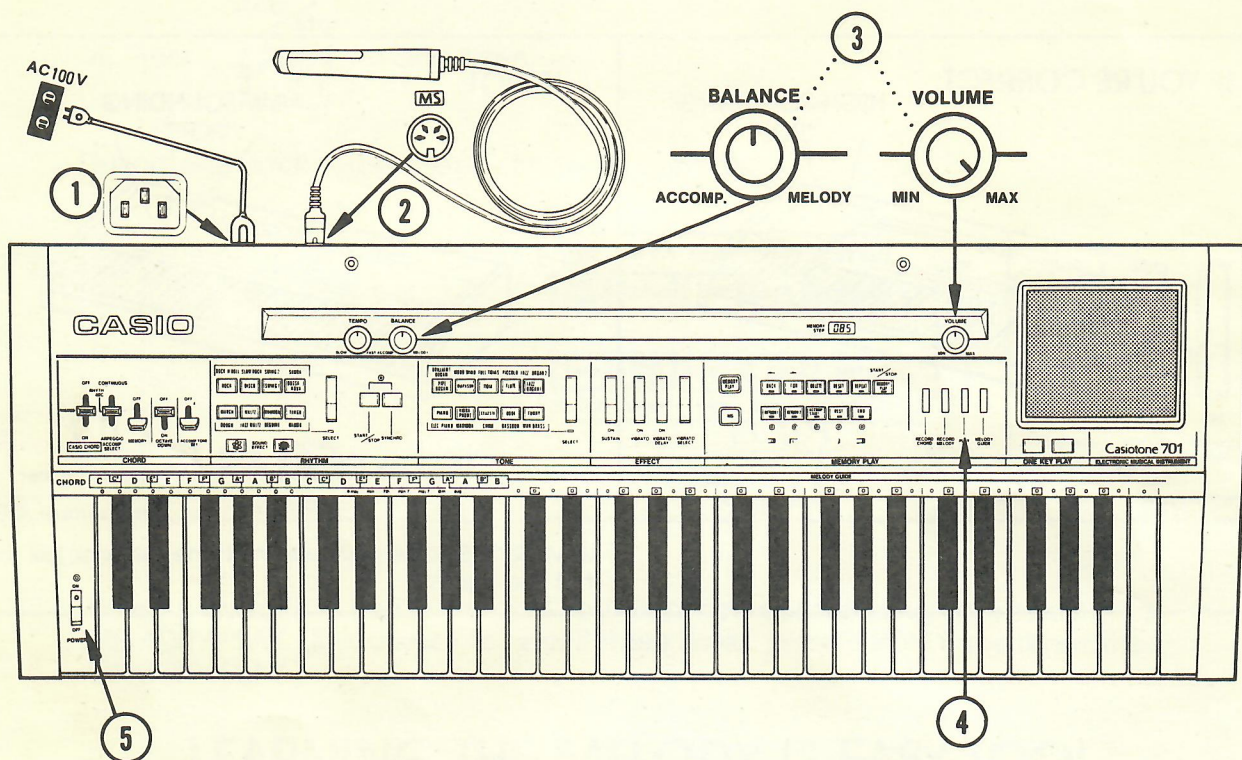


Casiotone 701

Easy Instructions — Program and Play

Do these five steps to . . . GET READY!



GET SET to program a song into the computer's memory.



PUSH BOTH

ON



and MEMORY STEP should look like this:



SELECT A FAVORITE BAR-CODED SONG

SOUND SET-UPS

Every song in your Casiotone Songbook has a Sound Set-Up. Sound Set-Ups are categories that fit the mood of each selection. The voices in all seven categories are listed here.

FULL 'N' BRILLIANT	PIPE ORGAN/ELECTRIC PIANO/FULL TIBIAS BRILLIANT ORGAN
FULL 'N' MELLOW	FLUTE/PIANO/ORGAN WOOD WIND
BRIGHT 'N' BRASSY	ELECTRIC PIANO/WAH BRASS FUNKY
BIG 'N' BOLD	FULL TIBIAS/JAZZ ORGAN 1 or 2 ELECTRIC PIANO/WAH BRASS
SOFT SOLO	PIANO/FLUTE/BASSOON VIBRAPHONE/CELESTA/MARIMBA
BRILLIANT SOLO	TIBIA/PICCOLO/OBOE ELECTRIC PIANO
CLASSICAL	TIBIA/DIAPASON/FULL TIBIAS PIPE ORGAN/FLUTE/CHIME



Sustain/Vibrato - Optional

BAR-CODED MUSIC PUBLICATIONS for your Casiotone

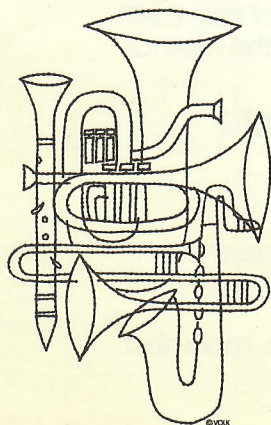
Each Casiotone Bar-Coded Music Pack contains two books: (1) Bar-Coded Music and (2) printed music. The printed music book has two versions of each song:

- (1) an **Easy-to-Play** version with letter names inside each note and
- (2) an **arrangement without** lettered notes that corresponds to the Bar-Coded music. When you've programmed the bar-coding into the computer's memory, follow this version to see exactly what the Casiotone is playing back.

At the end of each bar-coded song you'll see a time signature. This gives you a

clue as to which rhythm to select for playback:  means WALTZ or JAZZ WALTZ;
 means any other rhythm on your Casiotone.

(Each song in the printed music book also has a suggested rhythm setting.)



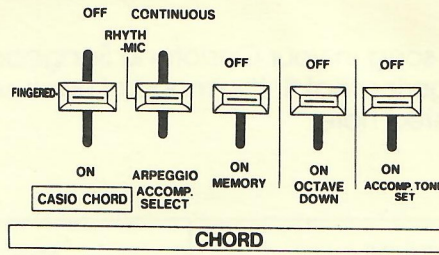
MUSIC FOR OTHER INSTRUMENTS

Also included with each Bar-Coded Music Pack is music for B \flat instruments such as the trumpet, clarinet, soprano sax and tenor sax.

If you own one of these instruments, you can play along with the programmed accompaniment and rhythm — like playing two instruments at once!

PLAYBACK IS EASY!

1. Set CHORD controls like this:

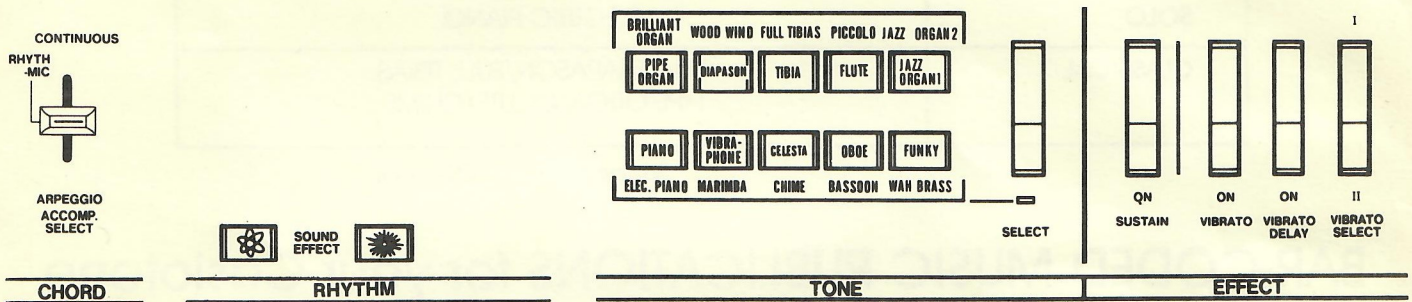


2. Adjust volume to a comfortable level.

3. Set the suggested rhythm and tempo shown on the printed music.


4. Press  and listen.

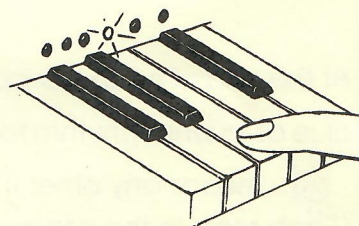
During playback, experiment with these controls:



When playback is complete and you want to hear the song again, just press MEMORY PLAY. (If you want to hear it three times, press REPEAT three times, then MEMORY PLAY.)

LEARNING THE MELODY IS EASY TOO!

1. Press  and a light will go on above one of the melody keys . . .



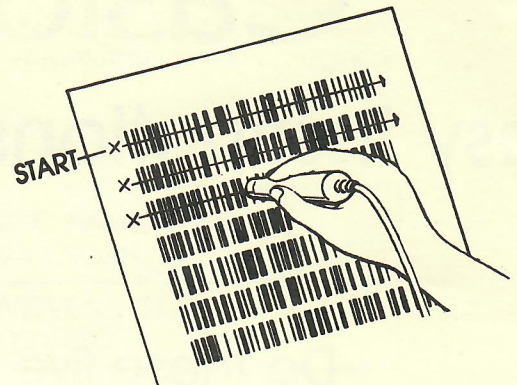
2. Play each key as the light above it goes on. If you press the correct key, it will play — if you don't, no sound will be heard. It's impossible to learn the melody incorrectly.

See your Casiotone Operation Manual for details on how to:

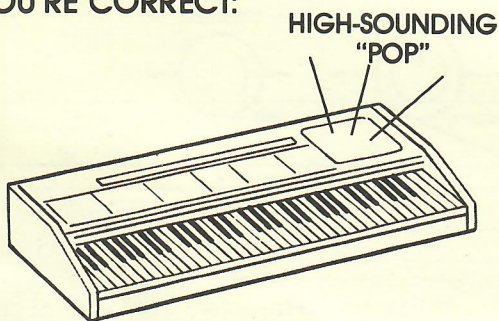
- Program your own melodies.
- Program your own chord accompaniment.
- Use ALL the memory functions — for both fun AND learning.
- Use the various automatic accompaniment features.
- Use the Casiotone as a standard keyboard, i.e. piano, organ, marimba, etc.

You're now ready to GO!

1. Lay the bar-coded music on a flat surface and move the scanner wand quickly from left to right in one continuous motion across the first line (P01). DO NOT PRESS DOWN ... the wand needs only to lightly touch the paper.



IF YOU'RE CORRECT:

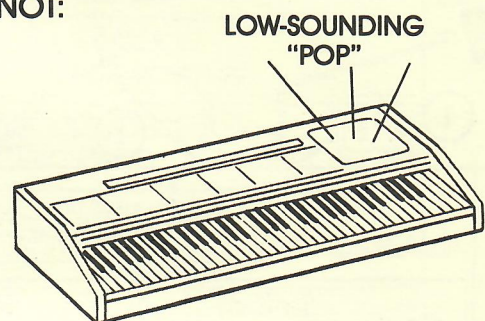


MEMORY STEP will show:

P 0 1

Line number
Pitch symbol

IF NOT:



MEMORY STEP will show:

E 0 1

Line number
Error symbol

MEMORY STEP always shows which line is in error; just scan that line again.

2. Continue programming each line in sequence. NOTE: When the last line of each section (P, L, or C) is entered, MEMORY STEP will show **0 0 0** instead of a line number.

3. After you've scanned ALL bar-coded lines, PRESS **MS** to **OFF** ...
MEMORY STEP shows **0 0 0**

PROGRAMMING IS NOW COMPLETE!

If you need help with any of the above, see "MS MEMORY HINTS" in your Casiotone Operation Manual.

Free Manuals Download Website

<http://myh66.com>

<http://usermanuals.us>

<http://www.somanuals.com>

<http://www.4manuals.cc>

<http://www.manual-lib.com>

<http://www.404manual.com>

<http://www.luxmanual.com>

<http://aubethermostatmanual.com>

Golf course search by state

<http://golfingnear.com>

Email search by domain

<http://emailbydomain.com>

Auto manuals search

<http://auto.somanuals.com>

TV manuals search

<http://tv.somanuals.com>