


Dell Precision Workstation T3600/T5600/ T7600

Setup and Features Information

About Warnings

 **WARNING:** A WARNING indicates a potential for property damage, personal injury, or death.

Dell Precision Workstation T3600/T5600 — Front and Back View

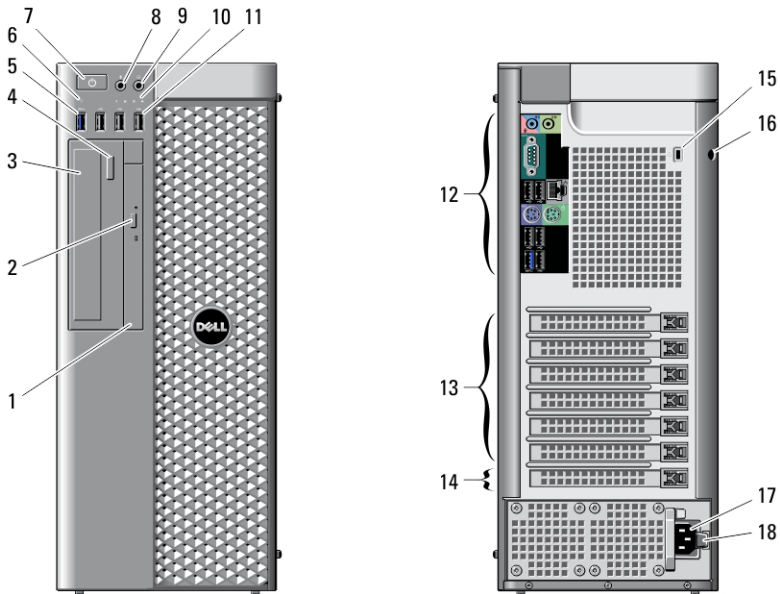


Figure 1. Front View and Back View

1. optical drive

2. optical drive eject button



ORJKOMA01

Regulatory Model: D01T, D02X
Regulatory Type: D01T001, D01T002, D02X001
2012 - 03

- 3. optical drive (optional)
- 4. optical drive eject button (optional)
- 5. USB 3.0 connector (1)
- 6. drive activity light
- 7. power button, power light
- 8. microphone connector
- 9. headphone connector
- 10. diagnostic lights (4)
- 11. USB 2.0 connectors (3)
- 12. back panel
- 13. active expansion card slots (6)
- 14. blank slot (1)
- 15. security cable slot
- 16. padlock ring
- 17. power connector
- 18. power supply unit (PSU) release latch

Back Panel

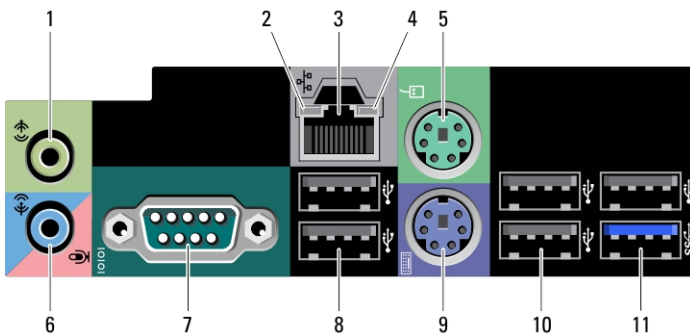


Figure 2. Back Panel View

- 1. line-out connector
- 2. network link integrity light
- 3. network adapter connector
- 4. network activity light
- 5. PS2/mouse connector
- 6. line-in/microphone connector
- 7. serial connector
- 8. USB 2.0 connectors (2)
- 9. PS/2 keyboard connector
- 10. USB 2.0 connectors (3)
- 11. USB 3.0 connector

Dell Precision Workstation T7600 — Front and Back View

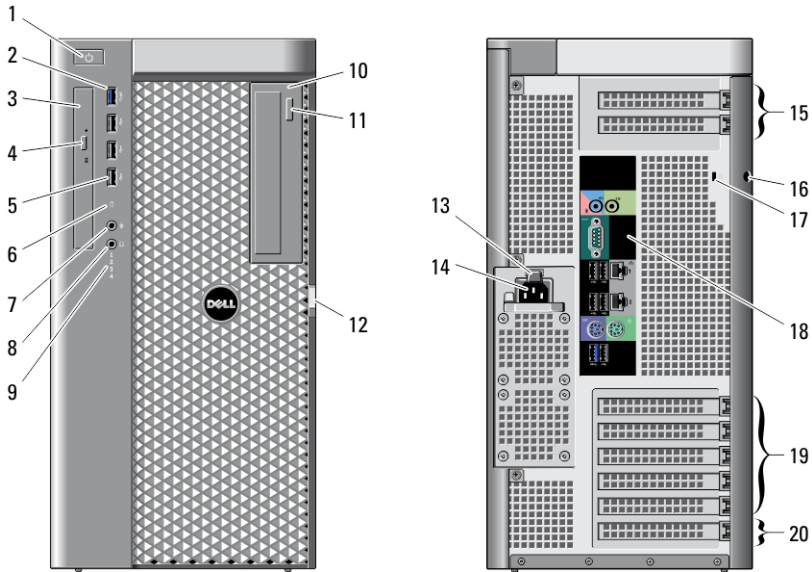



Figure 3. Front View and Back View

- | | |
|---|---|
| 1. power button, power light | 13. power supply unit (PSU) release latch |
| 2. USB 3.0 connector (1) | 14. power connector |
| 3. optical drive | 15. expansion card slots (2) |
| 4. optical drive eject button | 16. padlock ring |
| 5. USB 2.0 connectors (3) | 17. security cable slot |
| 6. hard-drive activity light | 18. back panel |
| 7. microphone connector | 19. active expansion card slots (5) |
| 8. headphone connector | 20. blank slot (1) |
| 9. diagnostic lights (4) | |
| 10. optical drive (optional) | |
| 11. optical drive eject button (optional) | |
| 12. hard drive access cover-release latch | |

 **NOTE:** The PCIe expansion slots (#15) are only active when a second CPU is installed.

Back Panel

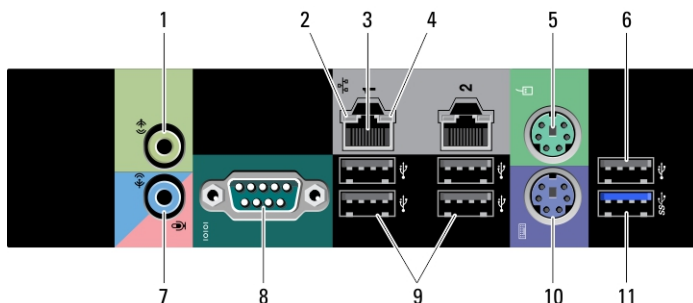




Figure 4. Back Panel View

- | | |
|-----------------------------------|---------------------------------|
| 1. line-out connector | 7. line-in/microphone connector |
| 2. network link integrity light | 8. serial connector |
| 3. network adapter connectors (2) | 9. USB 2.0 connectors (4) |
| 4. network activity light | 10. PS/2 keyboard connector |
| 5. PS/2 mouse connector | 11. USB 3.0 connector |
| 6. USB 2.0 connector | |

Quick Setup

 **WARNING:** Before you begin any of the procedures in this section, read the safety information that shipped with your computer. For additional best practices information, see www.dell.com/regulatory_compliance

 **NOTE:** Some devices may not be included if you did not order them.

1. Connect the network cable(s) (optional).

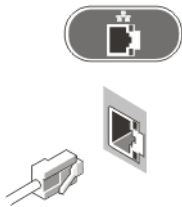


Figure 5. Network Connection

2. Connect the keyboard or mouse (optional).




Figure 6. Keyboard and Mouse Connection

3. Connect the monitor cable (optional).

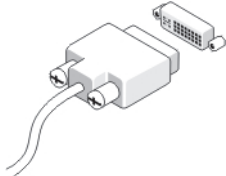


Figure 7. Monitor Connection

4. Connect the power cable(s).




Figure 8. Power Connection

5. Press the power buttons on the monitor (optional) and the computer.




Figure 9. Turning On Power

Specifications

 **NOTE:** Offerings may vary by region. The following specifications are only those required by law to ship with your computer. For more information regarding the configuration of your computer, click **Start** → **Help and Support** and select the option to view information about your computer.

Power

Coin-cell battery	3 V CR2032 lithium coin cell
Voltage	100 to 240 VAC
Wattage	
T7600	1000 W (input voltage 100–107 VAC) 1100 W (input voltage 108–180 VAC) 1300 W (input voltage 181–240 VAC)
T5600	825 / 635W (input voltage of 100-240 VAC)
T3600	635 / 425W (input voltage of 100-240 VAC)
Maximum heat dissipation	
1300 W	4113.00 BTU/hr
825 W	3086.60 BTU/hr
635 W	2484.00 BTU/hr
425 W	1450.10 BTU/hr

 **NOTE:** Heat dissipation is calculated by using the power supply wattage rating.

Physical

T7600

Height	430.50 mm (16.95 inches)	with feet – 433.40 mm (17.06 inches)
Width	216.00 mm (8.51 inches)	
Depth	525.00 mm (20.67 inches)	
Weight (minimum)	16.90 kg (37.26 lb)	

T5600/T3600

Height	414.00 mm (16.30 inches)	with feet – 416.90 mm (16.41 inches)
Width	172.60 mm (6.79 inches)	with feet – 175.50 mm (6.91 inches)
Depth	471.00 mm (18.54 inches)	
Weight (minimum)	14.00 kg (30.86 lb)	
Weight (minimum)	13.2 kg (29.10 lb)	

Environmental

Operating Temperature: 10 °C to 35 °C (50 °F to 95 °F)

Information para NOM (únicamente para México)

The following information is provided on the device described in this document in compliance with the requirements of the official Mexican standards (NOM).

Voltaje de alimentación	100 V CA – 240 V CA
Frecuencia	50 Hz – 60 Hz
Consumo eléctrico	
D02X	12,00 A ~ 6,00 A
D01T	6,00 A

Finding Information



NOTE: Open the side panel of the computer to see your system regulatory label.

See the safety and regulatory documents that shipped with your computer and the regulatory compliance website at www.dell.com/regulatory_compliance for more information on:

- Safety best practices
- Regulatory certification
- Ergonomics

Open the side panel of the computer to see your system regulatory label.

See www.dell.com for additional information on:

- Warranty
- Terms and Conditions (U.S. only)
- End User License Agreement

Additional information on your product is available at support.dell.com/manuals.

Information in this publication is subject to change without notice.

© 2012 Dell Inc. All rights reserved.

Reproduction of these materials in any manner whatsoever without the written permission of Dell Inc. is strictly forbidden.

Trademarks used in this text: Dell™, the DELL logo, Dell Precision™, Precision ON™, ExpressCharge™, Latitude™, Latitude ON™, OptiPlex™, Vostro™, and Wi-Fi Catcher™ are trademarks of Dell Inc. Intel®, Pentium®, Xeon®, Core™, Atom™, Centrino®, and Celeron® are registered trademarks or trademarks of Intel Corporation in the U.S. and other countries. AMD® is a registered trademark and AMD Opteron™, AMD Phenom™, AMD Sempron™, AMD Athlon™, ATI Radeon™, and ATI FirePro™ are trademarks of Advanced Micro Devices, Inc. Microsoft®, Windows®, MS-DOS®, Windows Vista®, the Windows Vista start button, and Office Outlook® are either trademarks or registered trademarks of Microsoft Corporation in the United States and/or other countries. Blu-ray Disc™ is a trademark owned by the Blu-ray Disc Association (BDA) and licensed for use on discs and players. The Bluetooth® word mark is a registered trademark and owned by the Bluetooth® SIG, Inc. and any use of such mark by Dell Inc. is under license. Wi-Fi® is a registered trademark of Wireless Ethernet Compatibility Alliance, Inc.

Other trademarks and trade names may be used in this publication to refer to either the entities claiming the marks and names or their products, Dell Inc. disclaims any proprietary interest in trademarks and trade names other than its own.

Free Manuals Download Website

<http://myh66.com>

<http://usermanuals.us>

<http://www.somanuals.com>

<http://www.4manuals.cc>

<http://www.manual-lib.com>

<http://www.404manual.com>

<http://www.luxmanual.com>

<http://aubethermostatmanual.com>

Golf course search by state

<http://golfingnear.com>

Email search by domain

<http://emailbydomain.com>

Auto manuals search

<http://auto.somanuals.com>

TV manuals search

<http://tv.somanuals.com>