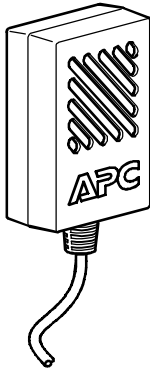


# NetBotz<sup>®</sup> Vibration Sensor (NBES0306) Installation Instructions

## Inventory



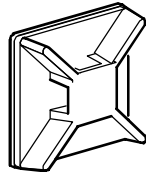
Vibration sensor with 3.65-m (12-ft) cable (1)



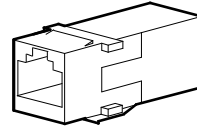
22-mm (7/8-in) hook and loop fastener (1)



203-mm (8-in) tie wrap (10)



Adhesive cable tie holder (5)



RJ-45 coupling (1)

## Installation



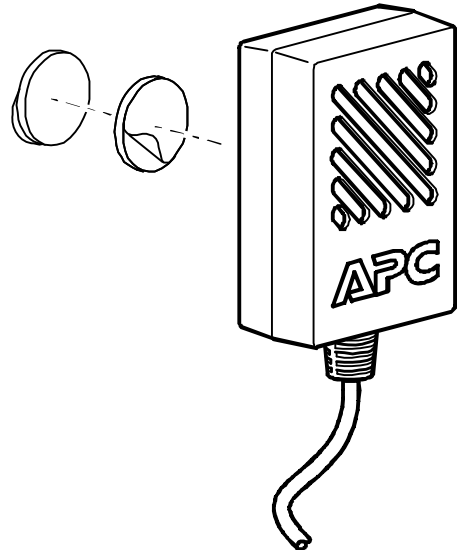
**Caution:** Make sure you connect this sensor to a **Sensor** port on applicable NetBotz products. See your NetBotz product documentation for details.



**Note:** The typical location for the vibration sensor is on a main support in the top half of the enclosure. Avoid installing the sensor near a cooling unit, which could cause the sensor to give false alarms.



**Note:** You can extend the length of the sensor cable up to 30.5 m (100 ft) using the RJ-45 coupling and standard CAT-5 cabling.



Customer support and warranty information is available at the APC Web site, [www.apc.com](http://www.apc.com).

© 2008 American Power Conversion. All rights reserved. All APC trademarks are property of American Power Conversion. Other trademarks are property of their respective owners.

990-3376

5/08



## Free Manuals Download Website

<http://myh66.com>

<http://usermanuals.us>

<http://www.somanuals.com>

<http://www.4manuals.cc>

<http://www.manual-lib.com>

<http://www.404manual.com>

<http://www.luxmanual.com>

<http://aubethermostatmanual.com>

Golf course search by state

<http://golfingnear.com>

Email search by domain

<http://emailbydomain.com>

Auto manuals search

<http://auto.somanuals.com>

TV manuals search

<http://tv.somanuals.com>