

2008



full line catalog



Check out our **NEW** router table line on pages 9 through 13

Join our **NEW** Bench Dog Club. It's **FREE** and easy to get started see page 2 for details...





Welcome to Bench Dog — your source for top-quality tools.

We at Bench Dog Tools are pleased to present our 2008 catalog, featuring some of the finest woodworking tools available. Over the years, we have built a reputation for designing and producing some of the highest quality, most innovative tools for woodworkers, contractors, hobbyists and schools. We combine experience, advanced engineering, high-quality materials and careful craftsmanship to bring you our line, and to prove it, we back everything up with a limited lifetime warranty. We sincerely hope you will choose Bench Dog Tools, and we are confident you will be completely satisfied. Step up to Bench Dog for the best!



Table saw accessories
Pages 3, 5 and 17



Job site tools
Pages 4, 6 and 7



Portable router table
Page 8



Router tables Pages 9-13



ProTop
PHENOLIC COMPLETE



ProTop
STANDARD COMPLETE



Router plates
Page 14



Router lift
Page 15



Router table accessories
Pages 16-19

full line catalog 2008



Join the *Bench Dog Club* and be the first to know about new products and promotions!

Benefits of membership include:

- Bi-monthly news letter exclusive to Club Members
- Expert Tips & Tricks from our shop
- Advance notice of new products
- Learn about upcoming promotional offers

There is no charge for membership and it's easy to join. Just go to www.benchdog.com/club to sign up!





BLADE-LOC[®]

SAW BLADE CHANGING TOOL 10"
Stock No. 10-001

*A must-have accessory
for your table saw!*

Blade-Loc is a revolutionary blade-changing tool that provides safer changes for you and your table saw blades. Most people don't realize that using a piece of scrap wood can bend the blade, enough to leave scratch marks and tear-out in delicate panels. **Blade-Loc** evenly grips the blade around its perimeter and will not bend it! Moreover, **Blade-Loc** protects your hands. There is simply no better way to change your blades. Made from a specially formulated polymer, **Blade-Loc** is guaranteed to last a lifetime.

- **Protect your hands from serious injury.**
- **No more chipped or bent blades.**
- **Fits all 10" table saws.**
- **Replaces the scrap wood and double-wrench methods of blade changing.**



limited
LIFETIME
warranty



FITS ALL
10"
TABLE SAWS

U.S. Patent No. 5,983,480

THREE SIMPLE STEPS! *Setup is fast and easy!*



Place Blade-Loc over your blade and loosen the nut.



Remove your old blade from the table saw.



Place Blade-Loc over your blade and tighten.



Available in multi-packs.
Stock No. 10-002 (4 pack)

SINGLE FEATHER-LOC[®]

MULTI-PURPOSE FEATHERBOARD

Stock No. 10-005

*Safer cuts.
Better cuts.*

Feather-Loc is like having an extra hand to stabilize your stock and keep it against your rip fence. This prevents chatter, gouging and dangerous kickback. You'll get safer, cleaner cuts and less waste. Feather-Loc's durable polymer feather tips will not mar your workpiece. Large clamping knobs are easy on the hands and the exclusive miter slot adapter holds tight in any position. **Feather-Loc's** built in setup feather makes setting the proper tension fast, easy and repeatable. You can remove **Feather-Loc** from the saw without altering the tension setting. Includes miter slot adapter.

- **Holds stock against the rip fence for better safety and accuracy.**
- **Produces smooth, chatter-free cuts with less gouging.**
- **Reduces kickback, binding and bent blades.**
- **Can be flipped to work on either side of the fence.**
- **Fits standard miter gauge slots (3/4" wide by 3/8" deep) found in most table saws, band saws, router tables and shapers.**

See page 17 for Tandem
and Double Feather-Loc!



Patent Pending



Feather-Loc is perfect for holding long boards against the rip fence, greatly improving the quality of any cut. Miter slot adapter fits in all standard miter gauge slots, found on table saws, band saws, shapers and router tables.



Available in 4 packs.
Stock No. 10-006

table saw accessories

MADE IN
USA



PRO-CUT™

Portable Saw Guide

Stock No. 10-019

Get perfect cross-cuts
with your circular saw!

FOR RIGHT BLADE SAWS

Pro-Cut is the ultimate portable saw guide. It's inexpensive, easy-to-handle, and produces perfect 90° crosscuts. **Pro-Cut** also helps to reduce dangerous kickback. Built-in guides quickly square **Pro-Cut** to the workpiece, and two rubber strips prevent side-to-side movement. The best part is how quickly it aligns your saw to the cut line. Here's how it works: the first time you use **Pro-Cut**, your saw will trim away a small portion from the tool. This fits **Pro-Cut** to your circular saw. The next time you align **Pro-Cut** to your cut line or mark, your saw will automatically align too! You will be amazed at how much cleaner your crosscuts look. Fast, safe, accurate and clean!

- Turns your circular saw into a precision cutting tool — perfect 90° crosscuts, every time.
- Instantly aligns your saw to the cut line!
- Dramatically reduces dangerous kickback, binding and bent blades.
- Cuts lumber, siding, I-beams, trim, stair treads and more!
- Reduces tear-out and splintering.
- Prevents your saw from scratching the work.
- Use for marking, measuring and layout.



SIDING

Tired of lifting long, heavy, unwieldy pieces of stock up to your miter saw? Work more efficiently and reduce fatigue by cutting them wherever it's most convenient.



I-BEAMS

Cutting I-beams is easy because Pro-Cut bridges the web. Extra-wide I-beams may require a shim.



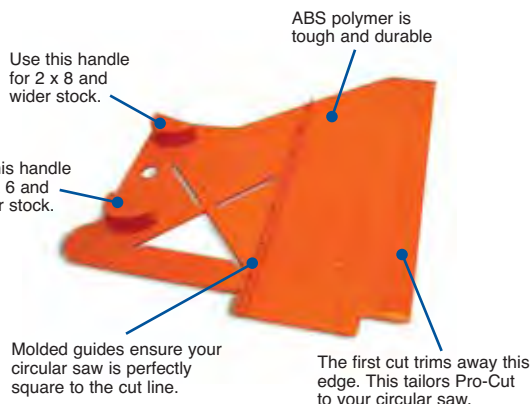
BEADBOARD

Cutting beadboard and other interior trim is now fast, easy and accurate. No need for a miter saw. Pro-Cut turns your everyday circular saw into a precision cutting machine.



SHELVING

Cut delicate veneers and melamine with little or no tear-out. Placing masking tape on the cut line will further help prevent chipout.



Marking and Measuring!



Pro-Cut comes with a built-in 6" hook-ruler.



Use Pro-Cut's built-in 45° triangle for layout work.



Align Pro-Cut to your tape measure and you're ready to go. No need for a cut line!



Pro-Cut's long edge is perfect for drawing lines. Use it just like a square.

Fits all 8-1/4" (or smaller)
RIGHT blade circular saws.

limited
LIFETIME
warranty

MADE IN
USA



Get your hands out of harm's way!

PUSH-LOC™ Offset Push Stick

Stock No. 10-025

limited
LIFETIME
warranty

Ergonomic
"no-slip" grip.

Exclusive offset handle
keeps your hand out
of harm's way

Holster your tape
measure here
and never lose
sight of it again.

Tail hook grips
your stock.

Docking station
includes a handy
pencil tray.

Patent Pending

Special handle geometry keeps
Push-Loc parallel to your table saw's
rip fence throughout the entire cut.

Push-Loc's exclusive offset
handle keeps your right hand
out of the way for better
visibility. Safety is also
improved, by keeping your
hand further from the blade.
With features like these, Push-
Loc outperforms any other
push stick on the market.

table saw accessories

A push stick isn't much good if you can't find it! That's why we designed our revolutionary **Push-Loc** with a dedicated docking station that keeps **Push-Loc** upright and ready for use. No more fumbling with the push stick in the middle of a cut — just reach out and grab it! The docking station is also a handy pencil tray, and it even houses up to two tape measures. Another goal was to make our push stick safer, less likely to hinder visibility, and less likely to get caught on the blade guard. Furthermore, it had to work on router tables and jointers. **Push-Loc's** patented offset handle accomplishes all these goals. It gets your hands out of harm's way, improves line-of-sight visibility, and allows your hand to easily clear the blade guard. On router tables, the offset works by preventing your hand from scraping the table top.

- Ergonomic "no-slip" grip for comfort and safety.
- Special handle geometry keeps Push-Loc parallel to the fence throughout the entire cut.
- Rear tail hook holds tight, but is still compatible with thinner material.
- Rubber sole helps prevent slippage and won't mar your workpiece.



Stop busting your knuckles on the blade guard! Push-Loc's offset handle clears the guard, and lets you see what you are doing. A must-have accessory for every table saw!


Docking station mounts almost anywhere!



Mounting the docking station to your fence puts Push-Loc right where you need it! Attach with screws or double-sided tape.



Push-Loc's offset handle keeps your hand from scraping the table top in router table applications. The docking station helps control all those small parts and tools, too!



The docking station includes two mounting holes for attaching to a Bench Dog router table fence.

Available in 5 packs.
Stock No. 10-026



MADE IN
USA



TRIM-LOC™

Casement Trim Install Tool
Stock No. 10-016

Installing door or window trim?
You need Trim-Loc!

limited
LIFETIME
warranty

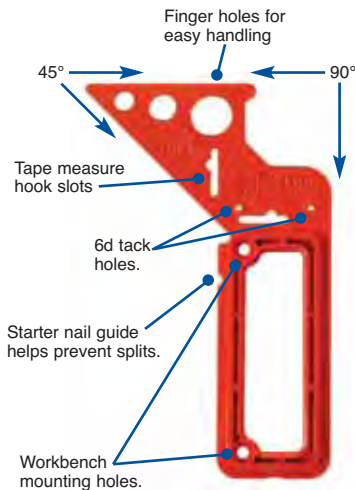
As seen in...
Fine Homebuilding
...March 2005



- Get consistent casement reveals for a professional look.
- Increase speed and efficiency.
- Measure inside-to-inside miters quickly and accurately.
- Reduce waste and costly splits.
- Use as a handy combination square.
- Ergonomic design, easy-to-use and durable.



Measuring wide openings by yourself is easy! Tack Trim-Loc in place with two 6d finish nails and slip your tape in the slot!



Trim-Loc is the only tool on the market used to measure, mark and install casement trim. With this handy, lightweight tool in your belt, trimwork will go like clockwork. **Trim-Loc's** built-in tape measure hook slots and preset reveal allow you to accurately measure all of your trim pieces at once, saving you hours of time. After you measure and record the trim lengths, use **Trim-Loc** to accurately transfer the measurements to your trim stock and mark cut lines. Finally, use **Trim-Loc** to hold the trim pieces in perfect alignment while you nail them in place. **Trim-Loc** holds the trim fast, preventing the nail gun from throwing it out of alignment. Use the starter nail guide to help prevent costly splits and wasted material.

For better convenience and efficiency, purchase two **Trim-Locs**: one for your tool belt and one for mounting to your bench — a must for carpentry crews and large trim jobs. **Trim-Loc** has many other uses, too. For example, use **Trim-Loc's** precise 45° and 90° guides to mark cut lines, square jamps and true power tools. **Trim-Loc** is a perfect companion for your miter saw because it's easy to hold and doesn't get in the way. Once you see how handy **Trim-Loc** is, we're sure it will become your tool belt favorite!

job site tools



MEASURE
Tape measure hook slots make measuring all those difficult inside-to-inside miters easy. Measure, mark, cut and install all the trim pieces at once. No more tedious trial and error!



MARK AND CUT
Trim-Loc will quickly become your tool of choice for marking 45° and 90° cuts and 3/16" reveals for trim. Also makes a handy square for checking your angles.



INSTALL
Positions and holds trim while you nail it. Get perfect alignment, tight-fitting miter joints and consistent reveals every time!

Measure, mark, position, nail — Trim-Loc makes it easy to get sharp results!



Measuring wide openings by yourself is easy!



Accurately mark 3/16" reveals around window and door jamps



Trim-Loc is the perfect tool for setting up and truing saw blades, jamps and trim.



How do you measure inside-to-inside miters? Simple. Fasten Trim-Loc to your bench for an easy-to-use jig.



Notch allows you to align Trim-Loc with outside of trim and extend your line to the baseboard.



Available in 5-packs
Stock No. 10-017

MADE IN
USA



CROWN-CUT™ *Cut crown and cove the easy way!*


Crown/Cove Cutting Jig
Stock No. 10-027

Crown-Cut eliminates the complication of cutting crown and cove molding, giving you perfect miters, every time. What's the secret? Crown-Cut holds the molding at its intended angle while you cut it.

No more compound cuts and tedious trial and error!

Before Crown-Cut, miscalculated compound cuts produced sloppy miters that screamed for caulk and paint. Crown-Cut requires only a simple miter cut that any miter saw can do. For a professional-looking job, cut your crown and cove the easy way. Even if you're using the coping method for inside miters, Crown-Cut will prove just as useful for the initial cuts.


- **The safest and easiest way to cut crown molding.**
- **Eliminates trial and error.**
- **Produces perfect-fitting miters every time.**
- **No more complicated compound cuts!**
- **Fits all 10" and larger miter saws, both regular and sliding.**
- **Exclusive fence risers adjust to fit crown and cove molding up to 6" wide.**
- **Integral setup guide prevents costly miscuts!**
- **Completely portable. Does NOT need to be attached to your miter saw.**



job site tools

CAPACITY CHART	10" Miter Saw	12" Miter Saw
	Up to 3-1/2" molding*	Up to 5-1/2" molding*
	*Some 10" miter saws are capable of cutting molding wider than 3-1/2"	*Some 12" miter saws are capable of cutting molding up to 6"

limited
LIFETIME
warranty




Crown-Cut holds the molding at its intended angle, eliminating the need for complex compound cuts.

Setup is fast and easy!



Inside Miter



Cutting Inside 90° Corners

Miter saw setup is fast and easy. First, determine if you're cutting an inside or outside miter. Then, simply follow the setup guide located on the tool.



Outside Miter

Cutting Outside 90° Corners



Saw blade right, workpiece right



Saw blade left, workpiece left



Saw blade left, workpiece right.



Saw blade right, workpiece left.

MADE IN
USA




ProTop[®] CONTRACTOR

Stock No. 40-001

Still the finest portable
router table you can buy!

limited
LIFETIME
warranty



Aluminum miter accessory track is adjustable to fit all standard miter gauges.

Includes our award-winning 22" ProFence.

Large 24" x 16" non-marring laminate top.

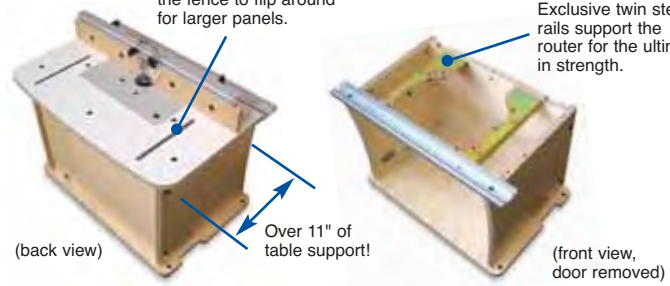
Enclosed birch plywood cabinet reduces dust and noise and is great for storage. Solid panel construction is many times stronger than cheap plastic and stamped steel stands.

Recesses secure router table between 2 x 4s.

Rubber feet prevent slipping and double as isolation mounts for dramatically reduced vibration.

Dual fence slots allow the fence to flip around for larger panels.

Exclusive twin steel rails support the router for the ultimate in strength.



(back view)

Over 11" of table support!

(front view, door removed)

router tables

ProTop Contractor is the best job site router table on the market. Whatever you do, don't let its compact size fool you. Its unique forward offset router location and dual position fence give it as much usable table surface as most full-size router tables. Moreover, the 15" inside-cabinet height will accept any router, not to mention Bench Dog Tools' ProLift. In fact, **ProTop Contractor** fits all relevant Bench Dog accessories! The enclosed birch plywood cabinet reduces dust and noise, and the rubber feet prevent table slippage. There is no routing task **ProTop Contractor** can't perform!

- Includes top, fence, miter track, pre-drilled router insert plate and cabinet.
- Precision machined aluminum fence with easy-adjust sub-fences.
- Non-marring laminate top uses stress-skin construction for strength and flatness.
- Fence converts into a vertical jointer.
- Adjustable miter gauge track for a perfect no-slop fit.
- Accessory T-slots on table and fence — perfect for mounting featherboards, stops, fence risers, switches and more.
- Accepts ALL routers and Bench Dog ProLift.*

- ProLift page 15
- Feather-Locs page 17
- Power-Loc page 16
- ProPlates page 14
- ProGuard page 16
- Panel-Loc page 19



SPECIFICATIONS	
table width	24"
table depth	16"
height	22" (15" inside cabinet)
surface material	phenolic laminate 0.050" (white)
router plate	phenolic 8-1/4" x 11-3/4", 2" bit hole
leveling	8 leveling screws in steel rails
miter track	(1) 3/8" x 3/4" t-bar compatible miter gauge slot; (1) accessory t-slot
fence length	22"
fence height	3-5/8"
accessory t-slots	use 1/4" bolts or nuts (7/16" wrench size)
jointer settings	1/32" or 1/16"
fence subfences	MDF, 3/4" thick
dust port	integral 2-1/2", fits shop vac hose (actual size is 2-1/4")
bit guard	dual position
weight	40 lbs.
ship weight	45 lbs.

* Some routers may require drilling of mounting holes.

Pre-drilled router insert plate fits these popular routers.
Makes mounting fast and easy!



*Mounting screws included for routers above. Routers not shown may require drilling.

MADE IN
USA



ProMAX[™]

The most durable router table on the market!

Cast Iron Router Table

Stock No. 40-031



Includes our 28" ProFence, the best router table fence on the market.

Cast iron table is ground to a flat, true and smooth surface.

Included ProFence quickly dismounts and hangs on these hooks when using the table saw.

Adjustable miter gauge and accessory track is perfect for Feather-Loc featherboards

Pre-drilled router insert plate (see Group One routers on page 14).

Dual fence slot configuration

router tables

ProMAX expands your table saw's versatility by adding an industrial grade router table in place of the extension wing. ProMAX is perfect for shops where space is tight and when increased table depth is a must. An added benefit is the additional miter slot to the left of your saw blade — perfect for crosscut sled use. The exclusive miter gauge accessory track adjusts to fit your miter gauge, and it also gives you a 1/4" T-slot for mounting accessories like our Feather-Loc featherboards. If additional workspace is required, we've got you covered. Our NEW dual fence slot configuration allows you to rotate the fence and work from the other side of the table with a larger surface at your disposal — great for large workpieces.

- Router table includes: cast iron top, 28" ProFence, miter gauge track and pre-drilled router insert plate.
- Fits all contractor-grade table saws and all right-tilt cabinet-grade table saws that have 27" deep by 1-1/2" thick cast iron tables.

Note: Will not work as a left-side extension on "cabinet-grade" saws with left-tilt motors. With t-square style fences, it can be mounted on the far right side instead. You must provide your own filler board and leg set.
- Pre-drilled router insert plate fits over 20 of the most popular router models (see Group One routers on page 14 of this catalog).
- Perfect for the small workshop.
- Use your saw's rip fence to increase table capacity — perfect for making dados.
- Enhances the value of your saw. Installs easily.
- Adds a third miter gauge slot to your table saw — perfect for crosscut sleds.
- Make the ultimate stationary router table system!
- Fence, miter track and router insert plate are made in USA.

Cast Iron End Cap (Stock No. 40-044)



SPECIFICATIONS

ProMAX cast iron router table




table width	27"
table depth	16"
thickness	1-1/2"
surface material	cast iron
router plate	phenolic 8-1/4" x 11-3/4", 2" bit hole
leveling	10 leveling screws in router table
miter track	(1) 3/8" x 3/4" t-bar compatible miter gauge slot; (1) accessory t-slot
fence length	28"
fence height	3-5/8"
accessory t-slots	use 1/4" bolts or nuts (7/16" wrench size)
jointer settings	1/32" or 1/16"
fence subfences	MDF, 3/4" thick
dust port	integral 2-1/2", fits shop vac hose (actual size is 2-1/4")
bit guard	dual position
clamping	thru-bolt and knob
weight	55 lbs.
ship weight	58 lbs.



Create the ultimate stationary router table!

Do you want to own the best standalone router table on earth? Combine our 4" x 27" ProMAX Cast Iron End Cap (40-044) and cabinet base (see pg. 13) for superior durability and plentiful storage. See page 10 for more info on the ProMAX Complete (40-087).

limited
LIFETIME
warranty





ProMAX™

Complete Router Table

Stock No. 40-087

The ultimate stationary router table.

The ProMax Complete (40-087) stands alone as the only full-sized cast iron router table on the market. It includes our award winning 28" ProFence, ProMax Cast Iron Router Table (40-031), Cast Iron End Cap (40-044), and ProMax Professional Cabinet (40-074). ProMax's forward offset design brings the miter track and router insert plate closer to the operator for improved control. Need more space for large panels? Rotate the ProFence 180° using the ProMax's NEW dual fence slot configuration. The combination miter gauge and accessory track accepts any standard miter gauge, as well as Bench Dog Tools' FeatherLoc featherboards. Pullout router bit shelves, an included 4" dust port, and a wealth of available storage options put everything you need into one professional system.



Cast iron provides the ultimate in stability, durability and accuracy.

Phenolic insert plate is pre-drilled for Group 1 routers (see page 14).

All the powerful features of our 28" ProFence.

Miter slot with accessory T-track.

NEW

Flip-up doors open to reveal slide-out router bit trays.

- The only full-size cast iron router table in the marketplace.
- Integrated router bit storage with pull-out shelves and flip-up doors.
- Unique lower cubby for storing your router.
- Hardwood Birch plywood side panels are curved for better ergonomics.
- Bolt and cross dowel construction with steel hardware for the ultimate in strength and vibration dampening.



Includes a standard miter slot plus a 1/4" accessory T-track for featherboards and more.



4" universal dust port on the cabinet pulls away the bulk of chips and sawdust.



Your router slides into a pair of tracks for safe storage and convenient access — perfect for multiple routers.



Pullout router bit trays provide easy access to your bits, keep them organized and ensure sharp, chip-free carbide.

Take it to the MAX with these great accessories!



Stock No. 40-008

Optional Cab-Loc casters allow you to roll the table where you need it, then secure it with the leveling feet.



Door Pack
Stock No. 40-084

Keep out dust and debris with an accessory door for your router cubby.



Drawer Pack
Stock No. 40-083

Convert your lower shelf to a drawer bank for easier access and better visibility.

SPECIFICATIONS

table width	27"
table depth	20"
top thickness	1-1/2"
surface material	cast iron
router plate	8-1/4" x 11-3/4" phenolic, 2" bit hole
leveling	10 leveling screws in router table
miter track	(1) 3/8" x 3/4" t-bar compatible miter slot
fence length	28"
fence height	3-5/8"
accessory t-slots	(1) 1/4" accessory t-slot
jointer settings	1/32" or 1/16"
fence subfences	MDF 3/4" thick
dust port	integral 2-1/2" fence port (actual size is 2-1/4"); 4" universal cabinet port dual position
bit guard	
ship weight	158 lbs (ships in 3 boxes)

- ProLift page 15
- Feather-Locs page 17
- Power-Loc page 16
- ProPlates page 14
- ProGuard page 16
- Panel-Loc page 19

router tables



ProTop[®]

PHENOLIC COMPLETE

Stock No. 40-099

Phenolic top for strength and low friction!

Looking for more storage and a solid phenolic top? Look no further than the **ProTop Phenolic Complete (40-099)**. This woodworker's delight includes our award winning **28" ProFence, ProTop Phenolic Top (40-098)**, and **ProTop Cabinet (40-097)**. Unlike other phenolic systems on the market, the **ProTop Phenolic Complete** fully supports the top in order to prevent sagging. Our new topside **Titer-Miter Adjustment** and new UHMW Miter Gauge Wear Strip provide ultra-smooth miter gauge operation and longer life, while innovative **adjustable magnetic scales** are "movable but not losable," and can be zeroed on the center or front of the bit. Paired with the **ProTop Cabinet** and its abundant storage options the **ProTop Phenolic Complete** will meet and exceed all of your rigorous demands.

Solid phenolic top offers low-friction sliding and rugged durability.

Phenolic insert plate is pre-drilled for Group 1 routers (see page 14).

All the powerful features of our 28" ProFence.

Titer-Miter track for a no-slop fit, plus two smaller accessory tracks.




NEW

Included door improves dust collection. Features adjustable Euro-style self-closing hinges and brushed nickel handle.

- **Integrated router bit storage with pull-out shelves.**
- **Bolt and cross dowel construction with steel hardware for the ultimate in strength and vibration dampening.**
- **Reversible ProFence mounting option for increased depth capacity.**
- **Includes Hardwood Birch plywood router bay door with adjustable Euro-style self-closing hinges and steel handle with brushed nickel finish.**



Includes a standard miter slot plus two 1/4" accessory T-tracks for featherboards and more.



4" universal dust port on the cabinet pulls away the bulk of the chips and sawdust.



Innovative adjustable magnetic scales are "movable but not losable," and can be zeroed on the center or front of the bit.



Pullout router bit trays provide easy access to your bits, keep them organized and ensure sharp, chip-free carbide.

Take it to the MAX with these great accessories!



Stock No. 40-008
Optional Cab-Loc casters allow you to roll the table where you need it, then secure it with the leveling feet.



Door Pack
Stock No. 40-084

Keep out dust and debris with an accessory door for your router cubby.



Drawer Pack
Stock No. 40-083

Convert your lower shelf to a drawer bank for easier access and better visibility.

SPECIFICATIONS

table width	29-1/2"
table depth	22-1/4"
top thickness	3/4"
surface material	phenolic
router plate	8-1/4" x 11-3/4" phenolic, 2" bit hole
leveling	10 leveling screws in router table
miter track	(1) 3/8" x 3/4" t-bar compatible miter slot
fence length	28"
fence height	3-5/8"
accessory t-slots	(1) 1/4" accessory t-slot
jointer settings	1/32" or 1/16"
fence subfences	MDF 3/4" thick
dust port	integral 2-1/2" fence port (actual size is 2-1/4"); 4" universal cabinet port dual position
bit guard	
ship weight	107 lbs (ships in 2 boxes)



router tables

MADE IN USA



ProTop

STANDARD COMPLETE

Stock No. 40-096

A rugged, lightweight table packed with features!

ProTop Standard Complete (40-096) is a full-sized router table featuring the design and quality that you expect from Bench Dog Tools. It includes our award winning **28" ProFence** with integrated bit guard and dust port, and our **ProTop Standard (40-095)** MDF top with phenolic laminate, and the **ProTop Open Stand (40-094)**. The stand is made of durable Hardwood Birch plywood, and with metal hardware for rock-solid stability. Lightweight and extremely sturdy, this is a winning combination for almost any routing challenge.

router tables



Top has an MDF core for stability, plus phenolic laminate for durability.

Phenolic insert plate is pre-drilled for Group 1 routers (see page 14).

All the features of our award-winning 28" ProFence.

Titer-Miter track for a no-slop fit, plus two smaller accessory tracks.




- **Bolt and cross dowel construction with steel hardware for strength and stability.**
- **Reverse the ProFence to increase table support.**
- **Includes Group 1 ProPlate router insert plate (see page 14).**
- **Redesigned Titer-Miter Track features dual t-slots for more accessories, plus top-side adjustment.**
- **UHMW miter gauge wear strip for ultra-smooth operation.**



A row of hex-head set screws adjust the width of the miter track for a perfect no-slop fit.

Lightweight stand is easy to move, yet boasts excellent strength.



ProFence 28

The 28" ProFence features an integral dust port that channels dust away at the source. A 1/4" accessory T-slot extends full length, so you can locate featherboards directly over the bit. The bit guard keeps your fingers out of harm's way, while the clear polymer material offers a clear view. MDF sub-fences adjust easily without tools.

The right accessories for safety and mobility!

SPECIFICATIONS	
table width	29-1/2"
table depth	21-1/8"
top thickness	3/4"
surface material	MDF w/phenolic laminate .050" (white)
router plate	8-1/4" x 11-3/4" phenolic, 2" bit hole, Group 1
leveling	10 leveling screws in router table
miter track	(1) 3/8" x 3/4" t-bar compatible miter slot
fence length	28"
fence height	3-5/8"
accessory t-slots	(1) 1/4" accessory t-slot
jointer settings	1/32" or 1/16"
fence subfences	MDF 3/4" thick
dust port	integral 2-1/2" fence port (actual size is 2-1/4"); dual position
bit guard	
ship weight	55 lbs (ships in 2 boxes)



Stock No. 40-008

Optional Cab-Loc casters allow you to roll the table where you need it, then secure it with the leveling feet.



Our Feather-Loc featherboards work with both fence and table for smooth, chatter-free cuts and improved safety. See page 17.

MADE IN USA



Modular SYSTEM

Design your router table the way YOU want it!

Our modular router table system allows you to mix and match any of our full-size tops with any of our full-size bases. If you prefer the open design of our **ProTop Open Stand**, but want the stability and accuracy of our cast iron **ProMAX Top**, by all means pair them up. This capability is ideal for woodworkers who have more than one router table; the **ProMAX Cabinet** already has storage for router bits, so the other stand rarely needs it. On the other hand, if you do need more storage, but want a phenolic top, you can pair the **ProMAX Cabinet** with the **ProTop Phenolic Top**. It's all about picking the right configuration to suit your needs — the choice is yours!

Nine possible router table combinations with three tops and three bases!

router tables



ProMAX™
Cast Iron Router Table

Stock No. 40-031 & 40-044

ProTop™
PHENOLIC

Stock No. 40-098

ProTop™
STANDARD

Stock No. 40-095

ProMAX™
Professional Cabinet



Stock No. 40-074

ProTop™
CABINET

Stock No. 40-097

ProTop™
OPEN STAND

Stock No. 40-094





ProPlate™

Router Plate and Base Enlarger

- Perfect for enlarging your router's base!
- Size: 8-1/4" x 11-3/4" x 3/8".*
- Fits ALL Bench Dog Tools router tables.
- ALL models include instructions and drilling template (should drilling be required).
- Pre-drilled models include mounting hardware.
- Aluminum models include two reducer rings, anti-vibe shim and starting pin.

* thickness may vary slightly.



Find your router below!

Aluminum

Our aluminum **ProPlates** are the best you can buy. They are precision machined on CNC mills and hard-coat anodized for extreme wear resistance. All three models include two router bit reduction rings, starting pin, anti-vibration shim, router mounting hardware and instructions. Be sure to check out our optional **ProGuard**, which combines a freehand safety guard, starting pin and dust port into one simple attachment. Other options include our **Zero Clearance Insert** and Porter-Cable style **Guide Bushing Adapter**. See page 16 for more information.

Stock No.	Description	Bit Hole Sizes	Fits Router Models
40-017	Aluminum, Undrilled	2", 2.6", 3.6"	All Models
40-018	Aluminum, Group One	2", 2.6", 3.6"	Pre-drilled for Group 1
40-075	Aluminum, Group Two	2", 2.6", 3.6"	Pre-drilled for Group 2

Phenolic

Phenolic **ProPlates** are the sensible choice for most applications. They are tough, resistant to sag and economical. We machine all our **ProPlates** on CNC mills for optimal accuracy. To change bit openings, just swap out the plate. It takes less than a minute. **ProPlates** also work great for enlarging your router's base for freehand work.

Stock No.	Description	Bit Hole Sizes	Fits Router Models
40-021	Blank Phenolic, Undrilled	none	All Models
40-019	2.0 Phenolic, Undrilled	2"	All Models
40-020	3.6 Phenolic, Undrilled	3.6"	All Models
40-026	2.0 Phenolic, Group One	2"	Pre-drilled for Group 1
40-076	2.0 Phenolic, Group Two	2"	Pre-drilled for Group 2
40-027	3.6 Phenolic, Group One	3.6"	Pre-drilled for Group 1
40-077	3.6 Phenolic, Group Two	3.6"	Pre-drilled for Group 2

Acrylic

Our acrylic **ProPlate** is designed for use with a Porter-Cable style guide bushing (PCGB), making it perfect for use with dovetail jigs, as well as for enlarging your router's sub-base. The transparent plate is ideal for freehand work.

Stock No.	Description	Bit Hole Sizes	Fits Router Models
40-041	PCBG Acrylic, Group One	PCGB	Pre-drilled for Group 1

1

GROUP ONE

Bosch 1617/1618 series
DeWalt 616/18 series
DeWalt 621
DeWalt 625
Fein RT1800
Hitachi M12VC (fixed and kit)
Makita 1100 series
Milwaukee 5615/16/19 series
Milwaukee 5625
Porter-Cable ALL MODELS
Triton MOF001, TRA001

* includes plunge bases

2

GROUP TWO

Bosch 1619
Freud FT2000E
Hitachi M12V (plunge only)
Makita 3612

router table accessories

MADE IN USA



ProLift™


ROUTER ADJUSTMENT SYSTEM

Stock No. 40-016

The best built. Period.

ROUTER COMPATIBILITY

Fixed Base ONLY
(Not for plunge routers)



Fits 4.2" dia. motor housings

Smaller motors require adapter, see below.

Porter-Cable 7518, 7519 (no adapter required)



Porter-Cable 690/890 series. (Use adapter 40-002)



Bosch 1617/1618 series. (Use adapter 40-002)



DeWalt 610, 616/618 series. (Use adapter 40-002)



Makita RF1100/1101 series. (Use adapter 40-003)



Hitachi M12VC (not the M12V plunge router) (Use adapter 40-078)



ProLift Adapters 40-002, 4.2" to 3.5" 40-003, 4.2" to 3.2175" 40-078, 4.2" to 3.265"

router lift

No other router lift has this kind of range, speed and accuracy! Speaking of accuracy, how's 0.001" adjustment resolution with no need for a fussy and expensive digital readout? ProLift is the only lift on the market designed for demanding, daily use — **no other lift matches our features.** In fact, ProLift is the only direct-drive lift built around the robust Porter-Cable model 7518 router. Integral fins keep your router running cool. The direct-drive mechanism eliminates the complication and slop associated with belts, chains and gears. Don't settle for wimpy lifts that clog up with dust, bind, get sloppy and move at a snail's pace. Isn't it time you changed the way you change your bits?

- **Raise the collet above the table for easy bit changes of any size!**
- **No other router lift has faster linear motion.**
- **Precision-ground steel plate and rings.**
- **Nickel-plated for long life and corrosion resistance.**
- **Fits ALL Bench Dog Tools router tables.**
- **Aluminum housing with built-in cooling fins.**
- **Tool-less removal of reduction rings.***

* rings must be removed for certain operations

limited **LIFETIME** warranty

U.S. Patent No. 6,792,984



SPECIFICATIONS

plate and rings	solid steel, precision-ground
housing	cast aluminum with cooling fins
housing diameter	4.2" (use adapters for smaller motors)
surface finish	nickel-plated
vertical travel	5.5" (varies slightly with installation)
bit openings	2", 2-5/8" and 3-3/4"
columns	15/16" polished steel
bushings	bronze
height adjuster	0-1/8 scale, .0025" increments
lead screw	8 tpi precision Acme threads
included tools	wrench/socket/fine adjuster
options	Zero Clearance Insert, PC Guide Bushing Adapter, ProGuard
empty weight	22 lbs.
weight w/7518	34 lbs.
ship weight	29 lbs.

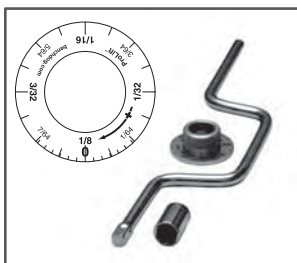
Zero Clearance Insert page 16



Guide Bushing Adaptor page 16



ProGuard page 16



ProLift includes our custom-designed chrome-plated wrench, drive socket and fine-adjustment gauge. No other lift comes with a better height adjustment tool!



Bit adjustment from the top is fast and accurate to 0.001" with your naked eye. The fine adjustment tool will "zero-out" from any bit height.



Bit changes don't get faster, safer or easier than this! ProLift is the ONLY lift that allows the motor to pass the surface of your router top!



Precision-ground steel rings provide maximum support where it counts. Leveling screws keep the rings dead-level with the plate.



ProGuard™

Freehand Router Bit Guard

Stock No. 40-022

The best way to stay on guard when freehand routing!

limited **LIFETIME** warranty

ProGuard is essential for guarding your body during freehand routing operations. Without a fence, it's too easy to momentarily forget where the bit is. The polycarbonate shield resists the impact of chips and flying debris, while the aluminum body ensures secure mounting. ProGuard has a built-in dust port for cleaner, more pleasant routing, better visibility and enhanced safety. ProGuard also works great as a starting pin. You can mount ProGuard on almost any plate or routertop (drilling and tapping two holes is required). It bolts securely to the top of ProLift or ProPlate Aluminum without modification. Don't put your body at risk!

- Built-in 2-1/2" dust port.
- Clearance hole for router bit bearing.
- Shatter-resistant polycarbonate shield.
- 1-1/2" stock clearance under the guard.
- Use as a starting pin or fulcrum.
- Fits ALL ProLift and ProPlate Aluminum models without modification.



POWER-LOC™

AUXILIARY SAFETY POWER SWITCH


Stock No. 40-028

Mount the switch where YOU want it!

Power-Loc is an auxiliary power switch that can be mounted almost anywhere. Its aluminum housing has six T-slots, and comes with an angle bracket for universal mounting. The lighted switch warns you when the power is on, a crucial feature when using routers and other tools that come with their own power switch. Power-Loc also features a safety lock to prevent accidental tripping. 15 amp, 120V, 8' cord. Non-magnetic. Includes mounting bracket and hardware.

- Mounts almost anywhere.
- The best components available.
- Switch lights up when powered.

limited **LIFETIME** warranty



Power-Loc mounted to our ProFence. You can't get more convenient than this!



Mounted to the underside of router table. Will also mount to the side.



Universal bracket enables multiple mounting locations.



PC Guide Bushing Adapter

Stock No. 40-015



Centering cone installed, ready to center guide bushing adapter to router.

That's right, template routing on the router table! Fits Porter-Cable type guide bushings. Comes with centering cone, adapter and hardware. Fits all Bench Dog Tools ProLift and ProPlate Aluminum models.



Guide bushing installed, centered and ready for template routing.

Zero Clearance Insert

Stock No. 40-039



Use this zero clearance insert with small bits and small pieces of stock. Prevents small stock from falling into the router bit opening. Resists melting and won't harm your router bits. Fits all ProLift and ProPlate Aluminum models.



Zero clearance insert installed in a ProLift. Use when routing very small stock.

router table accessories

MADE IN USA



FEATHER-LOC®

MULTI-PURPOSE FEATHERBOARD

Four models to choose from!

Patent Pending

limited **LIFETIME** warranty

Feather-Loc is essential for holding your stock firmly against your power tool's fence and tabletop. Use one on the table saw to keep long stock against the rip fence. On router tables and shapers, use one before and after the cutter. Attach **Feather-Locs** to both the fence and the tabletop when routing long, thin stock on the router table. Not only will **Feather-Loc** protect your hands, it also helps prevent kickback, binding and bent blades. Its durable polymer retains its flex memory, ensuring a steady feed rate. **Feather-Loc's** rounded feather tips will not mar your workpiece. The exclusive built-in setup feather makes setting the tension fast, easy and repeatable. Next time you're machining tall, thin or narrow stock, think **Feather-Loc**. Safer cuts. Better cuts. Every time. See below for which model suits your requirements.

- **Single, Tandem or Double (pair) models for every application!**
- **Fits ALL Bench Dog Tools router tables and fences.**
- **Fits most aftermarket router table fences with T-slots.**
- **Perfect for router tables, shapers, band saws and table saws.**
- **Promotes smooth, chatter-free cuts and safer operation.**
- **Large T-knobs for easy adjustment and a secure hold.**
- **Heel-end of Feather-Loc can also be used as a stop.**
- **Super-tough polymer is specially formulated to hold its shape.**
- **Single and Tandem models come with our exclusive miter slot adapter for standard 3/8" x 3/4" slots.**
- **Over 5-1/4" of adjustability.**

featherboards



SINGLE FEATHER-LOC®

MULTI-PURPOSE FEATHERBOARD

Stock No. 10-005
Perfect for table saws and other power tools without 1/4" T-tracks. Comes with miter slot adapter.



Always position Feather-Loc before the table saw blade, as shown. Your cut quality will dramatically improve by using Feather-Loc, especially on long and narrow stock.



UNIVERSAL FEATHER-LOC®

MULTI-PURPOSE FEATHERBOARD

Stock No. 10-029
Feather-Loc with universal bracket allows attachment to a shop-made clamping board for positioning anywhere on the table. Also allows use of Feather-Loc on machines with non-standard miter slots.



Universal Adapter

Stock No. 10-028

For those who already own Feather-Loc, the bracket is also sold separately with the necessary bolts. You supply the wood screws and clamping apparatus. Slots maintain all the adjustability of Feather-Loc.



TANDEM FEATHER-LOC®

MULTI-PURPOSE FEATHERBOARD

Stock No. 40-012
Use for holding taller stock. Great for resawing. Works both with 1/4" T-tracks and with miter gauge slots. Comes with miter slot adapter.



Perfect for holding tall panels on the router table.



Holds boards on edge. Ideal for resawing on the band saw.



Also works great for holding taller stock on your table saw.



DOUBLE (PAIR) FEATHER-LOC®

MULTI-PURPOSE FEATHERBOARD

Stock No. 40-011
Perfect for router tables and shapers with 1/4" T-tracks. Sold as a pair. Does NOT come with miter slot adapter (sold separately below).



A pair of Feather-Locs mounted to our ProMAX cast iron router table makes handling large panels easy. If this panel lifted during the cut, it would be ruined — not with Feather-Locs.



Miter Slot Adapter

Stock No. 10-012

Optional adapter for use with Feather-Loc Double. Clamps into miter slot. Great for custom jigs and fixtures too.



Feather-Locs make great fence and table stops. Use for routing stopped dadoes and mortises. Guard removed for photo clarity only.

MADE IN USA

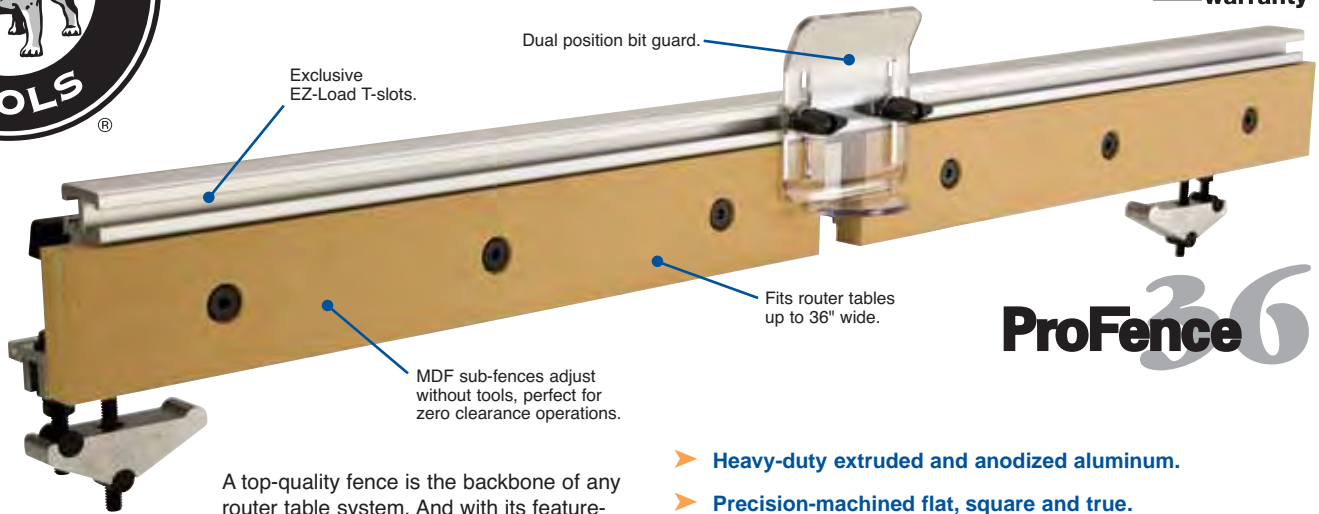


ProFence

Stock No. 40-006

For strength and accuracy,
trust the best!

limited
LIFETIME
warranty



ProFence 36

A top-quality fence is the backbone of any router table system. And with its feature-loaded design, rugged strength and quality construction, **ProFence** is a strong backbone indeed. **ProFence** utilizes a heavy-duty aluminum extrusion that is fully machined on the front and bottom surfaces. This ensures that your **ProFence** is flat, true and square. As for the design, no other fence packs more features. The exclusive dual **EZ-Load** T-slots accept our **Feather-Loc** featherboards, **Panel-Loc** panel hold-down and **Power-Loc** safety power switch. The MDF sub-fences adjust without tools, perfect for zero clearance setup. **ProFence** also comes with built-in jointing capability, dual position bit guard and a dust collection port.

- Heavy-duty extruded and anodized aluminum.
- Precision-machined flat, square and true.
- Easy, tool-free setup with large T-knobs.
- Dual-position bit guard for large or small bits.
- 1/4" accessory T-tracks on the front and back, now with exclusive EZ-Load design!
- 2-1/2" dust port mounted in back of fence.
- Built-in jointing capability.
- Easy adjust MDF subfences require no tools

router tables



Close-up photo of the cantilever clamps. Large T-knobs are easy on the hands.



Adjusting the sub-fences is easy. No tools required!



Built-in dust collection for 2-1/2" shop vac hose.



Built-in jointing capability! Included shim bars slide into pre-formed slots in the fence.



SPECIFICATIONS

fence length	36" (ProFence36)
fence height	3-5/8" (overall)
accessory t-slots	1/4" front and back
jointer settings	1/32" or 1/16"
fence subfences	MDF, 3/4" thick
bit guard	dual position
clamp type	cantilever (outboard)
dust port	integral 2-1/2" — fits shop-vac type hose
fits table size	24" to 32"
table thickness	3/4" min. 1-1/2" max.
weight	10 lbs.
ship weight	11 lbs.

Great accessories for your ProFence!



Routing long and thin stock is easy with the superior hold-down power of Feather-Loc! See page 17 for more info!



Mount a Power-Loc auxiliary power switch into ProFence's rear T-slot for added safety and convenience. See page 16 for more info!



With Panel-Loc, routing raised panels is safe, easy and you get better results. See page 19 for more info!

MADE IN
USA



PANEL-LOC™

PANEL HOLD-DOWN AND HAND GUARD

Stock No. 40-025

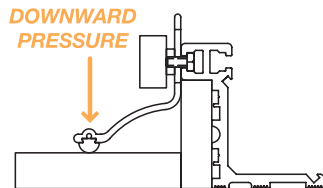
Safer, better results when raising panels!



U.S. Patent No. 6,481,472

Developed with expert input from Lonnie Bird!

Panel-Loc was developed in conjunction with acclaimed woodworker Lonnie Bird, pictured above in his woodshop. The unique design of Panel-Loc places downward pressure on your workpiece at just the right place — 2" away from the fence. This prevents the tipping that occurs with ordinary featherboards. Panel-Loc also provides excellent protection from accidental contact with the router bit, and its long surface area protects you from flying chips and dust. Panel-Loc includes a 20" length of our T-Loc accessory track for mounting to most available fences. Fits ALL Bench Dog Tools router tables.



Mounting T-Loc to your fence makes installing Panel-Loc simple and tool-free.



- ▶ Protects your hands from large bits!
- ▶ Fits ALL Bench Dog Tools router tables and fences, as well as most other router table fences.
- ▶ Holds your panel down firmly for better cuts and completely eliminates unwanted lifting.
- ▶ Low-friction, UHMW hold-down strip allows your panel to move freely and is non-marring.
- ▶ For all horizontal raised panel bits.


T-LOC™

ACCESSORY TRACK

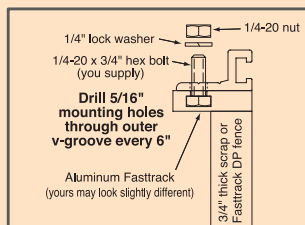
Stock No. 10-013

limited LIFETIME warranty

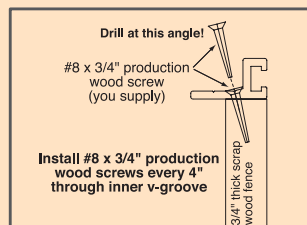
T-Loc is a horizontal 1/4" accessory T-track. The T-slot captures 1/4" hex-head bolts used on many aftermarket accessories. Use T-Loc to add a T-slot to your shop-made fences and jigs. T-Loc has many other uses too, such as a guide, holding stops, or other fixtures. T-Loc is the best way to attach our Feather-Loc featherboards and other Bench Dog Tools accessories to your shop-made fence. T-Loc can also be mounted to many other brands of router table fences. T-Loc may also be an effective way to add a horizontal T-track to your table saw's rip fence. Comes in 36" lengths. May be cut to size. Mounting will require drilling holes and obtaining proper hardware.



T-Loc mounted to a simple shop-made fence. Installation is easy — just screw it on.



Mounting to aftermarket fences (like Fasttrack or Woodhaven).



Mounting to a shop-made or scrap wood fence.

router table accessories

ProRiser

PROFENCE HEIGHT EXTENDER

Stock No. 40-013

Give your ProFence a boost in height and performance!

With ProRiser, you can extend the height of your fence to whatever dimension you like! Just slide the ProRiser brackets into the rear T-slot of your Profence and add a piece of 3/4" thick stock. The stock can be very wide for maximum support, or it can be a specific width to allow surface moldings to slide through un-obstructed. Includes all necessary hardware; you just add the fence face.



- ▶ Maximum support for routing boards on edge and for raising panels vertically.
- ▶ Holds material perfectly square to the table — ideal for precise joinery.
- ▶ Works with ANY Bench Dog Tools router table.

MADE IN USA



Large, small, we have it all...

Every one of our tables is right for somebody — the trick is choosing the one that's right for you. Whether you need a rock-solid permanent table, or a light, portable job-site table, we have you covered. See pages 8-13.



Bench Dog Tools, Inc.
9775 85th Avenue North
Maple Grove, MN 55369



ProMAX™

Complete Router Table

Stock No. 40-087

ProMAX is the industry's only full-size cast iron router table. Built to the max, so it will last! See page 10.



ProTop® CONTRACTOR

Stock No. 40-001

ProTop Contractor is a lightweight, portable table with a small footprint and big features. See page 8.

Free Manuals Download Website

<http://myh66.com>

<http://usermanuals.us>

<http://www.somanuals.com>

<http://www.4manuals.cc>

<http://www.manual-lib.com>

<http://www.404manual.com>

<http://www.luxmanual.com>

<http://aubethermostatmanual.com>

Golf course search by state

<http://golfingnear.com>

Email search by domain

<http://emailbydomain.com>

Auto manuals search

<http://auto.somanuals.com>

TV manuals search

<http://tv.somanuals.com>