




ContourHD

Wearable Camcorder

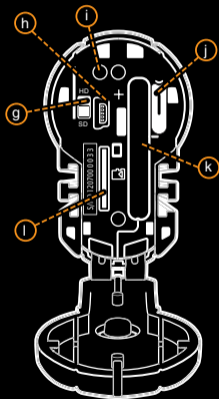
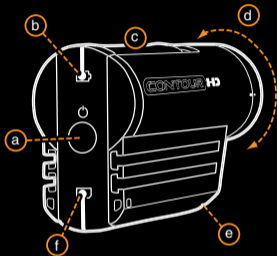
Product Guide

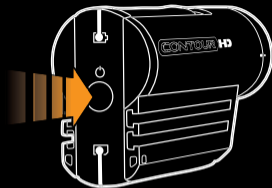
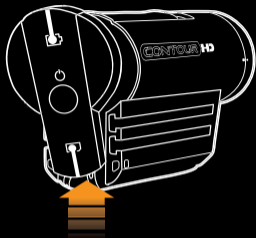


Quick Start

About the Camera

- a Power Button
- b Battery Status
- c Record Button
- d Rotating Lens
- e Record Status
- f Memory Status
- g HD/SD Switch
- h USB
- i Charge Indicator
- j Battery Latch
- k Battery Slot
- l MicroSD card





Getting Ready

- Open the back door.
- Insert battery with (+) aligned and close latch.
- Align back door slightly above camera and slide down until it locks in.

Power Up

- Push power button.
- Camera beeps and lights turn off.
- You are ready to record.

Note: Power up with record switch forward to enable silent mode.

Record

- Start: slide switch forward.
- Stop: slide switch back.
- Congrats, your first video!



Share

- Install Easy Edit Software directly from MicroSD card provided or download at: www.VholdR.com/support/software.
- Connect camera to computer with USB cable.
- Set date and time on your camera using the Easy Edit Software

- Then import, clip and share your videos...

Note: HD is beautiful but some computers cannot play smooth HD video.

Visit www.vholdr.com/support for the latest information on computer requirements.

Memory

- 2GB microSD card included. Accepts up to 16GB microSD (SDHC Compatible). Note: Always power off before ejecting card.
- Use switch under back door to select video resolution.

HD: Amazing clarity

1280 x 720 at 30fps

30 min avg record time/GB

Wide angle lens: 135 deg.

SD: Fast Action

848 x 480 at 60 fps

60 min record time/GB

Wide angle lens: 110 deg.

Power

Recharge

- Connect to computer with USB cable.
- Red light indicates charging.
- Charge complete when camera beeps and red light turns off. (about 4 hrs)

Power Off

- Press and hold power button for 3 seconds.
- Double beep & lights turn off.

Note: Camera automatically turns off after 15 min of inactivity.

Status

Press power button to check status.

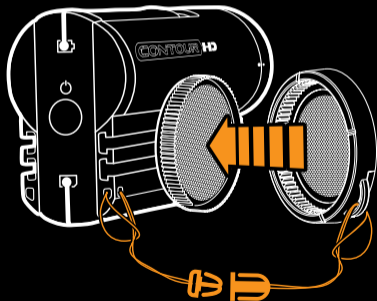
- Memory / Battery Available
 - Green > 80%
 - Yellow 20-80%
 - Red < 20%
- Record Status
 - Green = ready
 - Red = recording
 - Flashing = memory full or corrupt

Error Conditions

- Time invalid: Memory/battery flash red at power on.
- Memory full: (3) beeps, recording stops.
- Memory corrupt: (3) beeps, shuts off.
- Battery dead: lights flash, beeps, shut off.
- No beeps: camera in silent mode.

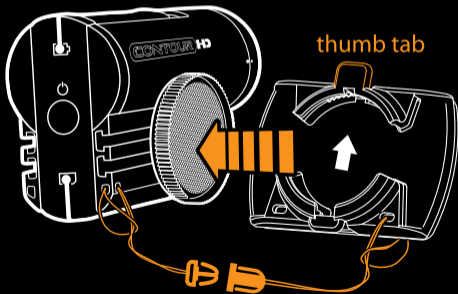
Flat Surface Mount

- Unhook leash on base and loop through camera.
- Slide camera onto rails until completely forward.
- Adhere mount to flat surface (top or side of helmet recommended).
- Hold base, pull camera away, rotate to align, and press into mount to reattach.



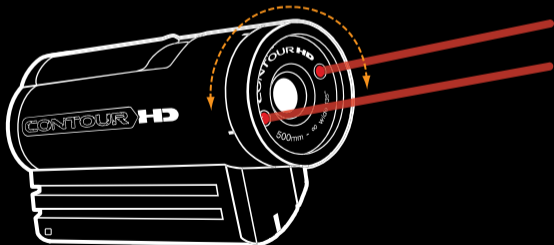
Goggle Mount

- Slide camera on rails until completely forward.
- Press thumb on large tab (top of mount) and pull camera away.
- Slide goggle strap into base.
- Align vertical angle of camera.
- Snap rails back into mount over strap.



Align

- Press power button to activate lasers.
- Aim at your hand, a wall, or other object.
- Rotate lens to align lasers horizontally.
- Remove and reorient mount rails to adjust mount angle. Aim a little high for the best shot.



Tips & Troubleshooting

We want to help you have a great Contour**HD**1080p experience so please contact us with any questions you have.

Hours: Monday – Friday (9am to 6pm PST)

Toll Free: 866.397.6920 (USA)

International: 206.792.5226

Email: support@vholdr.com

Web: www.vholdr.com/support

Cautions and Warranty

This *Important Product Information Guide* contains regulatory, safety, handling, disposal and recycling information, as well as the 180-day limited warranty for your Contour**HD** Camera.

Read all safety information below and operating instructions before using ContourHD Camera to avoid injury. For detailed operating instructions and the latest Important Product Information Guide, go to: www.vholdr.com/support.

WARNING: Failure to follow these safety instructions could result in fire, electric shock, or other injury or damage.

Battery handling

The lithium-ion battery may present a hazard if mistreated. Do not disassemble, crush, or puncture the lithium-ion battery. Do not immerse battery in water and store in a cool dry place when not in use. Do not use or leave battery near a heat source or in direct sunlight.

Contour**HD** uses a rechargeable lithium-ion, 3.7V, 1050mAh battery. Do not use batteries other than those specifically designed for the Contour**HD**. Use of any other battery may invalidate the warranty provided by Twenty20, Inc. and may present a risk of fire or explosion.

To charge, only use the Contour**HD** USB Cable with a high-power USB port on a computer or other device that is compliant with the USB 2.0 or 1.1 standards, or the Contour**HD** wall, car, or battery charger.

Disposal information

Do not dispose of either the Contour**HD** Camera or lithium-ion battery in a fire. Dispose of batteries in accordance with local laws and regulations.

Correct Disposal of this Product



This marking indicates that this product should not be disposed with other household wastes throughout the EU. To prevent possible harm to the environment or human health from uncontrolled waste disposal, recycle it responsibly to promote the sustainable reuse of material resources. To return your used device, please use proper return and collection systems or contact the retailer where the product was purchased. They can take this product for environmental safe recycling.

FCC Information



ContourHD Camera
Model: 1200

ContourHD Wearable Camcorder
Model: 1200

This device complies with Part 15 of the FCC Rules.

Operation is subject to the following two conditions:


This device may not cause harmful interference, and

This device must accept any interference received, including interference that may cause undesired operation.

Warning: Changes or modification to this unit not expressly approved by party responsible for compliance could void the user's authority to operate the equipment. Note: This equipment has been tested and found to comply with the limits for a Class B digital device, pursuant to Part 15 of the FCC Rules. These limits are designed to provide reasonable protection against harmful interference in a residential installation. This equipment generates, uses and can radiate radio frequency energy and if not installed and used in accordance with instructions, it may cause harmful interference to radio communications. There is no guarantee that interference will not occur in a particular installation. If this equipment does cause harmful interference to radio or

television reception, which can be determined by turning the equipment off and on, the user is encouraged to try to correct the interference by one or more of the following measures:

- Reorient or relocate the receiving antenna.
- Increase separation between equipment and receiver.
- Connect the equipment into an outlet on a circuit different from that to which the receiver is connected.
- Consult the dealer or an experienced radio/TV technician for help.

 The CE symbol on your ContourHD camera indicates that it is in compliance with the Safety of Laser Products, Electromagnetic Compatibility (EMC) directive, and Limits and Methods of Measurement of Radio Interference Characteristics of ITE.

Industry Canada

This Class B device meets all requirements of the Canadian Interference-Causing Equipment Regulations.

Cet appareil numérique de la classe B respecte toutes les exigences du Règlement sur le matériel brouilleur du Canada.

Laser notice

Contour**HD** is a Class II laser device. Laser radiation is emitted from the Contour**HD** when using the lasers for alignment. Please use caution and do not stare directly into the beam or point at others.

Repairing or modifying

Never attempt to repair or modify Contour**HD** Camera yourself. Disassembling Contour**HD** Camera, including the removal of external screws, may cause damage that is not covered under the warranty. The Contour**HD** Camera does not contain any user-replaceable parts, except the MicroSD card and battery.

RoHS

Contour**HD** and Contour**HD** 1080 wearable camcorders comply with the European Union's RoHS directive 2002/95/EC and similar regulations that may be adopted by other countries for European Sales.

TWENTY20, INC. LIMITED WARRANTY

Twenty20, Inc. ("Manufacturer") warrants to the original end user ("Purchaser") that for the 180 days ("Warranty Period"), the Contour**HD** Wearable Camcorder (excluding any third party software) and accessories ("Product") will be free from defects in materials and workmanship when properly installed and used for its intended purpose and in its intended operating environment. This warranty does not apply to any Product that has been: (i) altered, repaired or modified; or (ii) damaged or destroyed by accidents or similar events or by any intentional, reckless or negligent acts or omissions of any party. In the event of a defect, return the Product to the original place of purchase or Manufacturer, but only after instructed to do so by Manufacturer. Purchaser shall ship and bear the cost of shipping the Product to Manufacturer and Manufacturer shall bear the cost of shipping the Product back to Purchaser after the completion of service under this limited warranty. Purchaser's exclusive remedy and Manufacturer's entire liability under this warranty will be for Manufacturer at its option to repair or replace the Product or refund purchase price less any rebates. Manufacturer does not warrant against loss of any data (including data stored on Product returned

to Manufacturer for service), and assumes no liability for such loss. Purchaser assumes all liability, and as such releases Manufacturer from any liability, for any accident, injury, damage, death, loss, illegal activity or any other claim that may occur resulting from or during use of the Product, whether or not such use is foreseeable by Manufacturer.

ALL IMPLIED WARRANTIES OF MERCHANTABILITY OR FITNESS FOR A PARTICULAR PURPOSE ARE LIMITED TO THE DURATION OF THE APPLICABLE EXPRESS WARRANTY. ALL OTHER EXPRESS OR IMPLIED CONDITIONS, REPRESENTATIONS AND WARRANTIES, INCLUDING ANY IMPLIED WARRANTY OF NON-INFRINGEMENT, ARE DISCLAIMED. Some jurisdictions do not allow limitations on how long an implied warranty lasts, so the above limitation may not apply to Purchaser. This warranty gives Purchaser specific legal rights, and Purchaser may also have other rights which vary by jurisdiction.

All third party software provided with the Product is provided "AS IS". Purchaser assumes the entire risk as to the quality, performance, accuracy and effect of such software, and should it prove defective, Purchaser, and not Manufacturer, assumes the entire cost of all necessary servicing or repair.

TO THE EXTENT NOT PROHIBITED BY LAW, IN NO EVENT WILL MANUFACTURER BE LIABLE FOR ANY LOST DATA, REVENUE OR PROFIT, OR FOR SPECIAL, INDIRECT, CONSEQUENTIAL, INCIDENTAL OR PUNITIVE DAMAGES, HOWEVER CAUSED REGARDLESS OF THE THEORY OF LIABILITY, ARISING OUT OF OR RELATED TO THE USE OF OR INABILITY TO USE THE PRODUCT, EVEN IF MANUFACTURER HAS BEEN ADVISED OF THE POSSIBILITY OF SUCH DAMAGES. IN NO EVENT WILL MANUFACTURER'S LIABILITY EXCEED THE AMOUNT PAID BY PURCHASER FOR THE PRODUCT.

The foregoing limitations will apply even if any warranty or remedy provided under this Agreement fails of its essential purpose. Some jurisdictions do not allow the exclusion or limitation of incidental or consequential damages, so the above limitation or exclusion may not apply to Purchaser.

Twenty20 Disclaimer

All purchasers, users, and any or all parties involved or engaging in the use of Twenty20, Inc ("Twenty20") products agree to the following:

- Twenty20 does not promote or endorse high risk, careless and/or dangerous activities and is not responsible for any injury during use of ContourHD.
- ContourHD primary purpose is recording legal activities as defined by local authorities and Twenty20 is not liable for any use or misuse.

All trademarks and registered trademarks mentioned herein are recognized as the property of their respective holders.

Contour**HD** is a product of Twenty20 Corporation in Seattle Washington
www.vholdr.com ©2009 Twenty20 Corporation.

All rights reserved.

Free Manuals Download Website

<http://myh66.com>

<http://usermanuals.us>

<http://www.somanuals.com>

<http://www.4manuals.cc>

<http://www.manual-lib.com>

<http://www.404manual.com>

<http://www.luxmanual.com>

<http://aubethermostatmanual.com>

Golf course search by state

<http://golfingnear.com>

Email search by domain

<http://emailbydomain.com>

Auto manuals search

<http://auto.somanuals.com>

TV manuals search

<http://tv.somanuals.com>